

# HOW TO GET THE RIGHT FIT

TO MEASURE YOUR PROTECTION SIZE FOLLOW THESE INSTRUCTIONS:

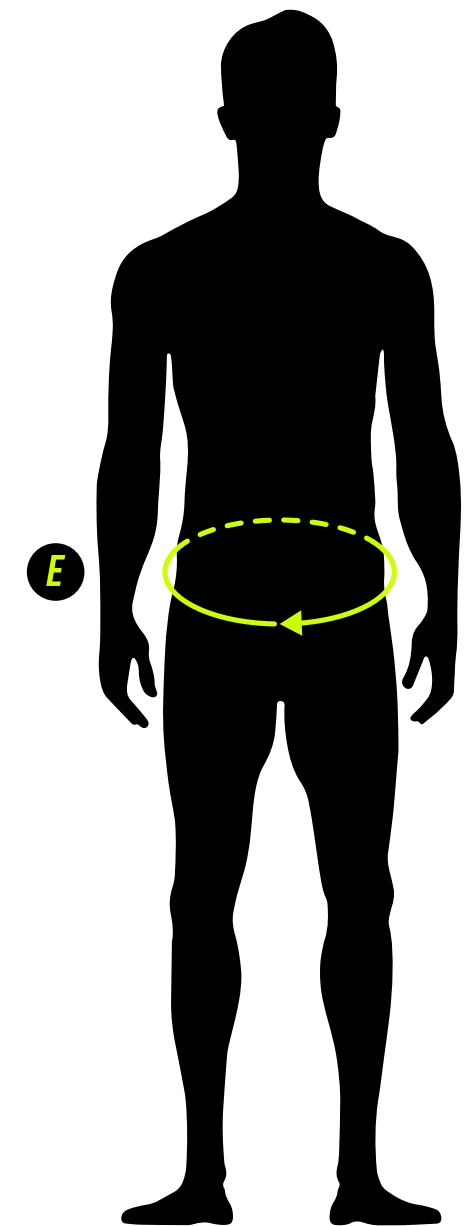
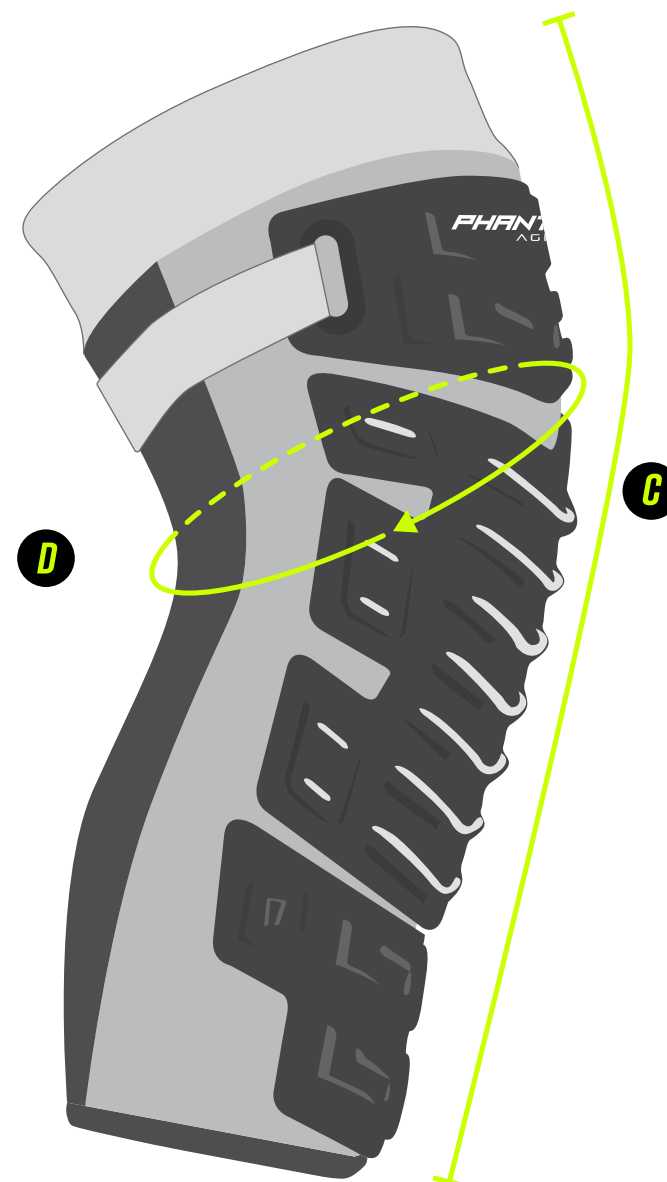
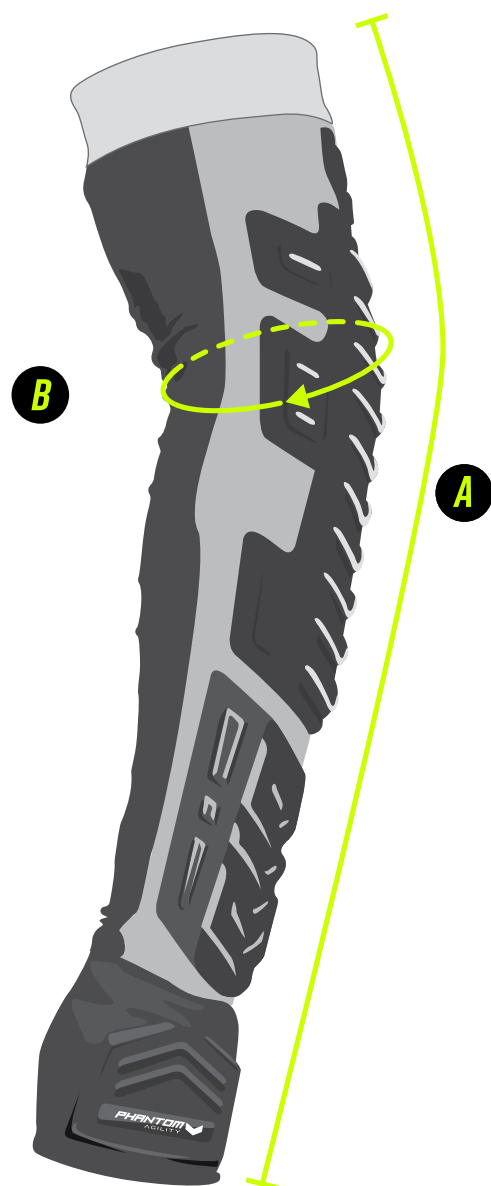
**A ELBOW LENGTH**  
MEASURE DOWN THE ARM, HOLDING THE TAPE MEASURE VERTICAL.

**B ELBOW DIAMETER**  
MEASURE AROUND THE ELBOW CENTER, KEEPING THE TAPE HORIZONTAL.

**C KNEE LENGTH**  
MEASURE DOWN THE KNEE, HOLDING THE TAPE MEASURE VERTICAL.

**D KNEE DIAMETER**  
MEASURE AROUND THE KNEE CENTER, KEEPING THE TAPE HORIZONTAL.

**E SHORTS WAIST**  
MEASURE AROUND THE WAIST, KEEPING THE TAPE HORIZONTALLY.



## VALKEN PHANTOMAGILITY PROTECTION SIZE CHART

MEASUREMENTS (INCHES)	SMALL	MEDIUM	LARGE	XL	2XL
(A) ELBOW PAD LENGTH	19.5	20	21	23	23
(B) ELBOW PAD DIAMETER	10-11	11-12	12-13	13-14	14-15
(C) KNEE PAD LENGTH	16.5	17	18	18	18
(D) KNEE PAD DIAMETER	13 - 14.5	14.5 - 15.5	15.5 - 16.5	16.5 - 18.5	18.5 - 21
(E) SHORTS WAIST	26 - 30		32 - 36		38 - 42